


Model ID Info

Year	Model	U.S.A.	Canada	Serial Number	Color
1970	XS125	S650-000101			Candy Green
1971	XS1B256	S650-007101			Candy Orange
1972	XS2306	S650-100101			Brilliant Red
1973	TX650366	S650-200101			Metallic Flake Blue
1974	TX650A447447	000101			Cinnamon Brown
1975	XS650B447447	100101			Star Black
1976	XS650C584447	200101			French Blue
1977	XS650D1T3447	700101			Maxi Maroon - Bountiful Blue
1978	XS650E2F0	2G62F0-000101			Star Black - Spruce Metallic Green
1978	XS650SE2M0	2M1 2F0-114241			Vintage Burgundy - Midnight Black
1979	XS650F2F0	2G62F0-020101			Colbalt Blue
1979	XS6502F	Special II 3N0	3N12F0-250101		Black Gold
1979	XS650SF2M0	2N12F0-150101			Carmine Red - Black Gold
1980	XS650G	Special II 3G03G0-000101			Black Gold
1980	XS650SG3G1	3U62F0-200101			Cardinal Red - New Yamaha Black
1981	XS650H	Special II 4N94N9-000101			Indigo Blue - New Ruby Red
1981	XS650SH4M4	4T64M4-000101			New Yamaha Black - Frost Silver



Engine Serial #
Location


Frame ID by Passenger Footrest Bracket Style



1970-73 Type



1974-79 "Standard Model" Type



1978-84 "Specials" Type

Frame Type ID by Sidecover Hanger Mountings



XS/TX650 1974-79 "Standard" Type
1 3/8" Wide bracket for side cover
damper rubber (upper) Hanger



XS650Se/Sf/2F/G 1978-80
"Special" Type
1" Wide bracket for side cover
damper rubber (upper) Hanger



All 1980-84 (except 80G) Type
Grommet mount damper rubbers
used on upper & lower mount points.


Model ID Info



Gas Tank - Fits: 1970-73 Models Only.
Non Locking Cap in center of tank, 2 manual petcocks





Gas Tank - 1974-75
Locking Cap (Key at rear) with cap in center of tank,
2 manual petcocks



Gas Tank - 1976-84 "Standard" models - 3.9 Gallon,
2 Manual petcocks on tank except for North American
market 78-79 models which used 2 vacuum type pet-
cocks. Tank will fit onto frame on All 650's 1974-84
Note: Locking gas cap (in center of tank) differs from
similar cap used on "Specials" (Not interchangeable).
Petcock mounting bolt spacing differs on tanks with
vacuum petcocks (Not interchangeable with manual
type).





Gas Tank - 1977-84 "Specials"
Offset locking gas cap, 2 vacuum type petcocks on -



1980-84 XS650's (North American Market) All use Mikuni BS34 CV Carbs. Carbs are Emmission Type and as such they are Not Very good performers. All BS34's came Jetted **Very** lean, had Idle mixture screws covered by a small metal Plug and have a Non adjustable (Clip Position) slide needle. Any changes from Stock exhaust, Air Box or filters will require jetting/ mixture changes. Idle mixture screws can be accessed by inserting a small sheetmetal screw in the cover plug & pulling it out.

Factory setting was 1.5 turns out from bottom but richening to 2.5-3 turns usually improves idle. Note: a small rubber washer is located at the bottom of the mixture screw hole under a small metal washer, make sure it is intact. The Pilot jet is accessed from the float bowl chamber in a passage covered by a rubber plug, this plug must seal the passage so check it's condition. Original Float Valves have a small screen on their backend that clogs easily with sediment, discard it & blow fuel line clear. Main Jets (Large Round Style) are located IN the float chamber and the bowl must be removed to access. A hovering idle



BS38 Carbs Have Pilot and Main Jets Located IN the Float Bowl Body. 1970-75 Pilot Jet types differ from 1976-79 types.

