



XS# 15-6504 Performance Oil Filter / Cooler Install.


Kit Uses replaceable filter element XS#15-6505 (Honda XL/XR filter - OEM #15412-KF0-010)




1. Remove Stock Oil Filter Cover.




2. Remove the filter bolt assembly and filter screen.




3. Install both New Gaskets.



4. Place Aluminum insert in place of filter screen
(Raised center faces out)



5. Place Oil Filter (End with rubber seal) onto the raised center of the Aluminum insert.



6. Place copper washers under allen screws and use these to install the outer cover. Done !